

SOSEN LED Driver, Your Smart Choice

SS-240GA LED

: SS-240GA-56*

: 240W LED

: V05

: 2021-09-16

崧盛电源
LED DRIVER



LED DRIVER

GA



- 93%
- 1-10V 10-0V/5-0V , PWM
- IP67
- / / /
- : 10kV/ 6kV
- 5



CB CE IP67

SS-240GA	240W	LED	LED	LED
----------	------	-----	-----	-----

型号	输入电压	最大输出功率	输出电压范围	推荐工作电压	输出电流	纹波系数 (%)	效率 (%)	功率因数	PF
SS-240GA-56*	220-240Vac	240W	22-56V	36-56V	3.3-6.7A	8%	0.98	93%	90

1. 220Vac , 25 ;
2. LED


LED

	220Vac		vac	
	100Vac		305Vac	
	47Hz		63Hz	
			1.6A	220Vac
	(277Vac)			
				220Vac/50Hz
				220Vac/50Hz
				220-240Vac/50Hz
				% 220Vac/50Hz
				20% 220-240Vac/50Hz

--	--	--	--	--

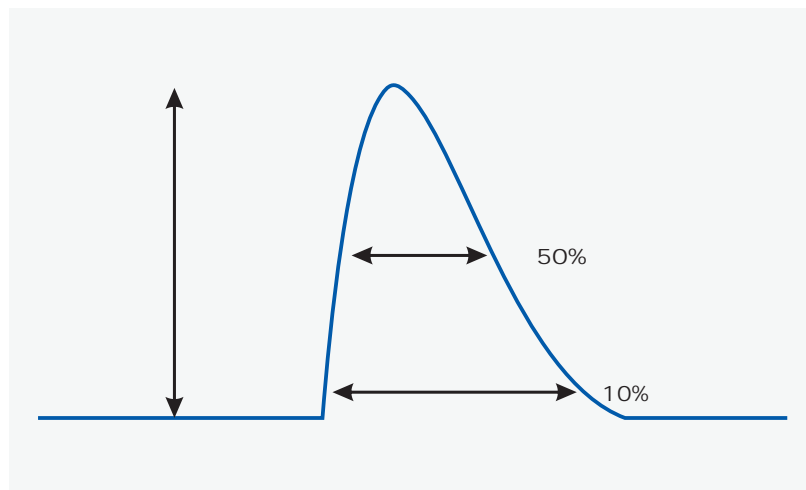






			3750Vac	0.1Aac
			1000Vac	
			3750Vac	
			1000Vac	
			1000Vac	
			500Vac	
	10M			

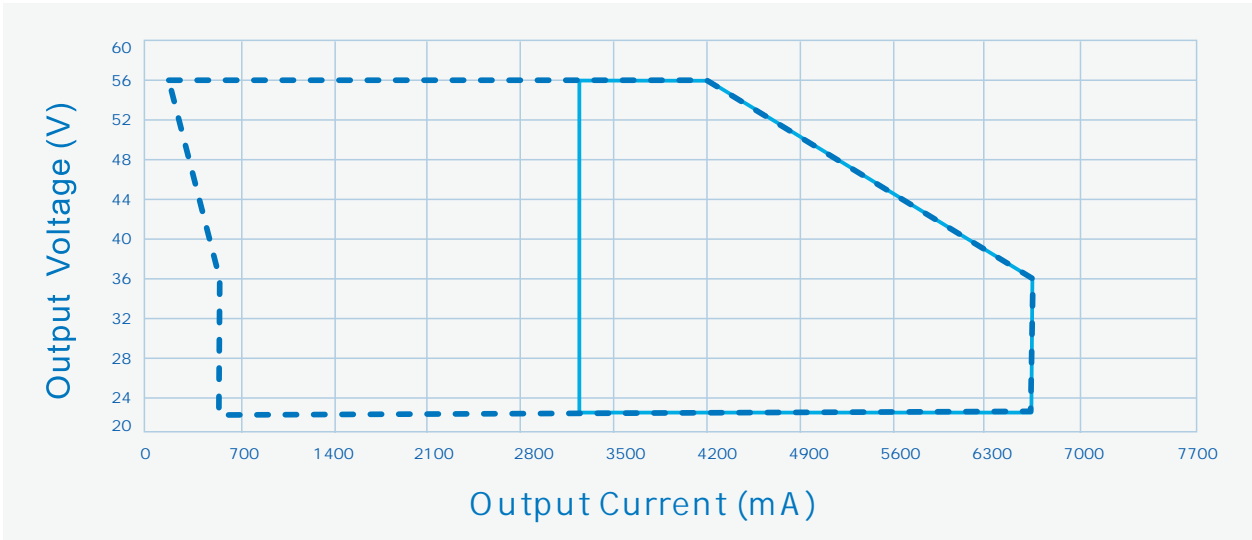
- 1. EMC
 - 2. LN
 - 3.CCC
- EMC
- IEC 60598-1:2014 10.2 " "



		T(@ 10%)	T(@ 50%)
220Vac	120A		200uS
277Vac	150A	500uS	

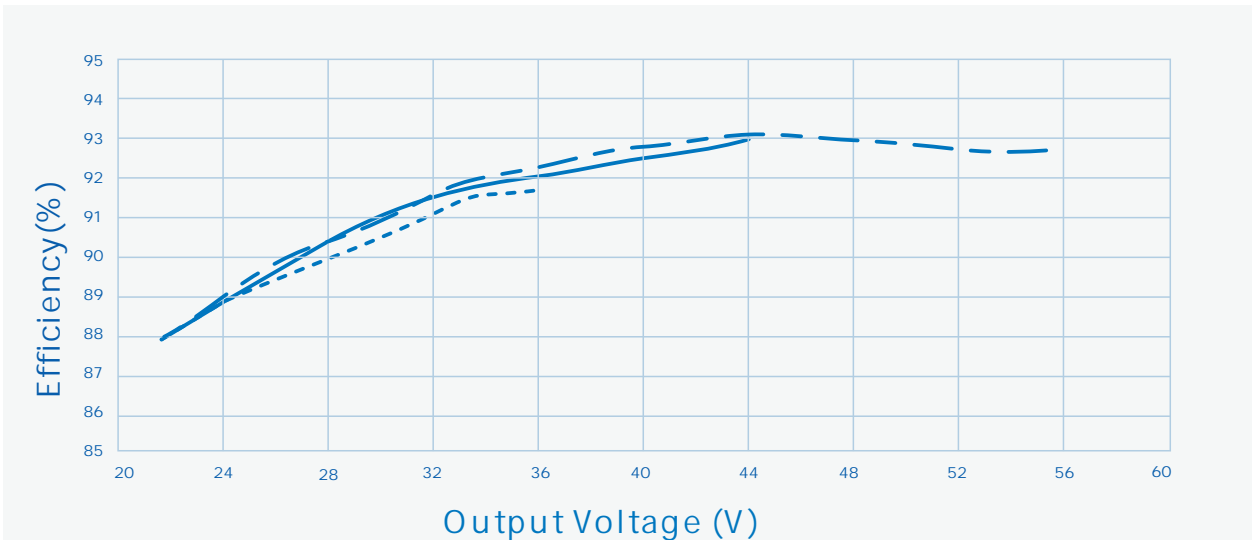


Vs. (/AOC)




----- Dimming Window ————— AOC Window

Vs. (Vin= 220Vac)

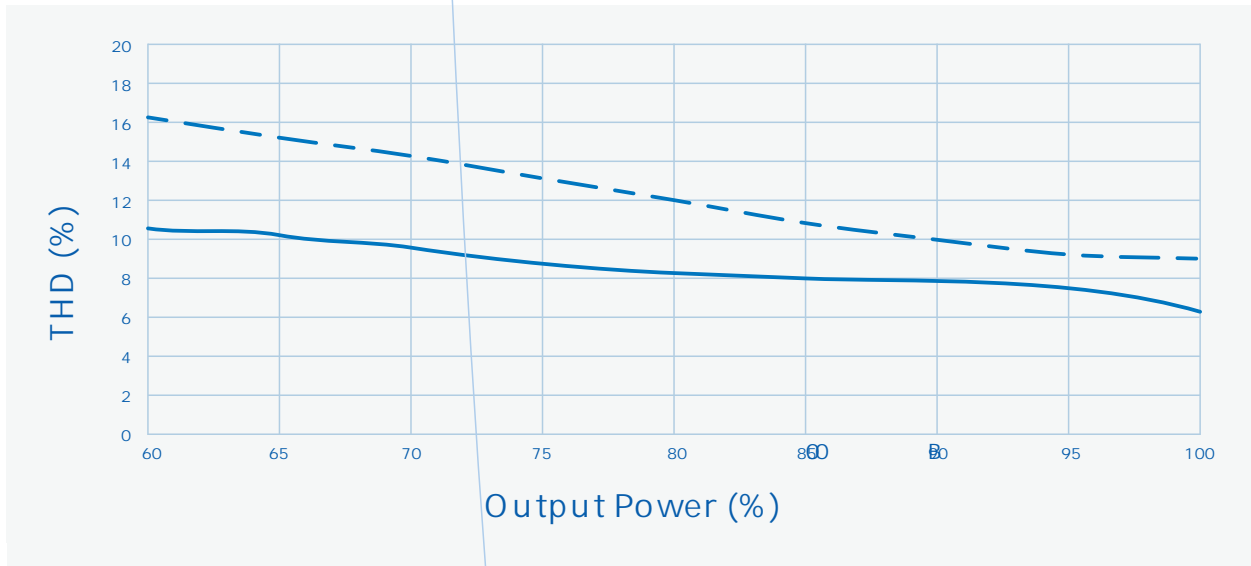


----- Io = 6700mA ————— Io = 5500mA - - - - Io = 4300mA





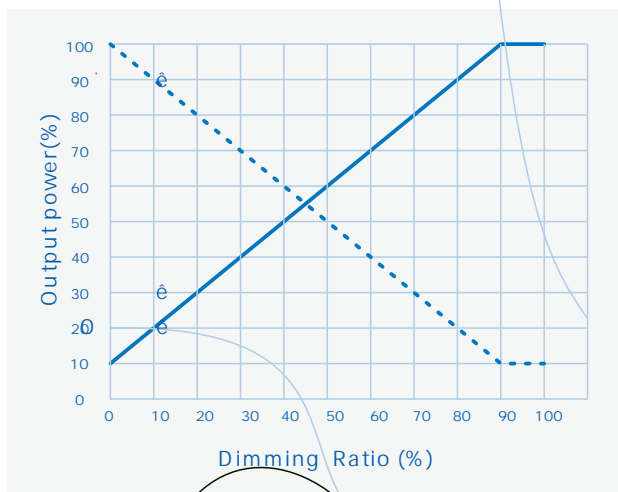
Vs.



— Vin=220Vac

- - - Vin=277Vac

Vs.

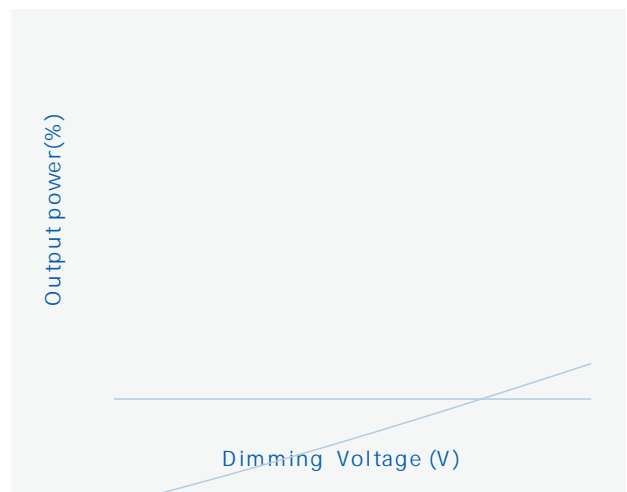


— 1-10V, PWM, Resistor

.... 10-0V

Vs.

5-0V



Output power (%)

Dimming Voltage (V)





1

704

2

-

mm x x = 495 x 385 x 162;

-

14

-

1.1kg

16.4kg

-

GB 3873 83

1



V00		2018/10/18	
V01	450mm	2019/07/20	
V02		2020/06/02	
V03	10-0V	2020/11/10	
V04		2021/07/02	
V05	5-0V	2021/09/16	

